
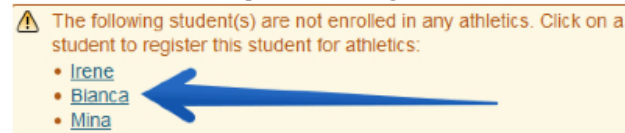


Athletic Registration & Payments

Note: Verify demographics for all your students before trying to register for athletics.

- Register for athletics before signing up for a payment plan or athletics must be paid in full.
- In payment plan installments are not made by the set due dates, you will be removed from the payment plan and athletic fees will be due in full immediately.

1) In PowerSchool, click on **Athletics** from the menu on the left ( Athletics) or click on a student's name in Step 2 of the Registration Wizard.




⚠ The following student(s) are not enrolled in any athletics. Click on a student to register this student for athletics:

- Irene
- Bianca
- Mina

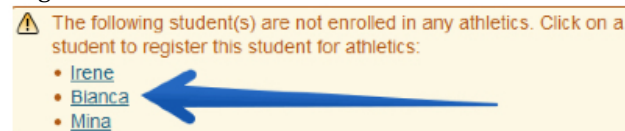
2) Read and agree to the agreements that appear on screen

3) To register a student for athletics select a **Season**, select a **Sport**, and click **Submit**.

Note: You can select sports from multiple seasons before clicking Submit.




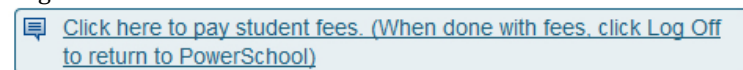
4) You can continue to register additional students for sports, by clicking on their names in step 2 Registration Wizard.




⚠ The following student(s) are not enrolled in any athletics. Click on a student to register this student for athletics:

- Irene
- Bianca
- Mina


5) After your student(s) have been registered, click **Student Fees** ( Student Fees) from the menu on the left side of the page or click the **Click here to pay student fees** link from Step 3 of the Registration Wizard.



[Click here to pay student fees. \(When done with fees, click Log Off to return to PowerSchool\)](#)

6) In the fee system, click the **Check Out** () button in the upper-right to make payment.

7) Provide payment details and click the **Submit Payment** button.



CVD (# on back of card)

Payment Amount: \$ [] US